


WALKER SERVICE DIVISION

JACK PARTS MANUAL

MODEL 882

Series "A" thru "C"

(2 TON CAPACITY)



TRI-CITY HYDRAULIC JACK SERVICE

4628 N. Florida Avenue
TAMPA, FLORIDA 33603-3700
PHONE: (813) 232-1280
FAX: (813) 236-8551

WALKER SERVICE

We have Factory-owned BRANCHES AND AUTHORIZED SERVICE DEPOTS located in the principal cities of the United States and Canada. They are operated by FACTORY TRAINED STAFFS and carry a comprehensive stock of REPAIR PARTS. Before returning Jacks for service, please contact the Factory or your Walker DISTRIBUTOR for location of Branch or Service Depot nearest you. Walker Branches will be listed under Walker Marketing Corporation, and your orders should be directed accordingly.

NOTE: WALKER WHOLESALE DISTRIBUTORS & DEALERS – When ordering repair parts from Factory or Factory Branches – address orders to **WALKER MARKETING CORPORATION.**

WALKER MANUFACTURING COMPANY GENERAL OFFICE: RACINE, WISCONSIN
FACTORY SERVICE BRANCHES: – ATLANTA, GEORGIA – CLEVELAND, OHIO – DALLAS, TEXAS – KANSAS CITY, MISSOURI – PHILADELPHIA, PENNA. WALKER BRANCHES ARE LISTED – WALKER MARKETING CORP. – ADDRESS ACCORDINGLY.

Code No.	Part No.	No. Req.	Description	Used On Series
1	210232	1	Piston Speed Pump	A, B & C
2	G-16531	1	Spacer-Pump Link	A, B & C
3	G-17051	1	Slotted Tube	A, B & C
4	220769	1	Release Cross Pin	A, B & C
5	212912*	1	Release Stem Assem.	A, B & C
6	212875	1	Release Stem	A, B & C
7	SeeNote1	1	"O" Ring-Rel. Stem	A, B & C
8	212227	1	Rel. Valve	A, B & C
9	201385	1	Screw-Air Vent	A, B & C
10	204849	1	Gasket-Air Vent	A, B & C
11	901114*	1	Filler Plug Assy.	A, B & C
12	SeeNote1	4	Gasket-Plug & Filler Screw	A, B & C
13	G-17871	1	Plug-Up Stop	A, B & C
14	G-18721	1	Nut-Ram Cup	A, B & C
15	G-18491	1	Spring-Up Stop	A, B & C
16	203199	1	Ram Up Stop Ball <i>Y4</i>	A, B & C
17	SeeNote2	1	Tank Nut	A
	SeeNote2	1	Tank Nut	B
	218059	1	Tank Nut	C
18	SeeNote2	1	Ram Gland Nut	A
	SeeNote2	1	Ram Gland Nut	B
	218058	1	Ram Gland Nut	C
19	G-17921	1	Ram	A, B & C
20A	SeeNote1	3	Ram Gland Packing Ring	A
20B	SeeNote1	1	Ram Gland "O" Ring	B
20C	SeeNote1	1	Ram Gland "O" Ring	B
20D	SeeNote1	2	Ram Gland Packing Ring	C
21	SeeNote2	1	Ram Gland Support Nut	A
	218060	1	Ram Gland Support Washer	C
22	G-17141	1	Oil Tank	A, B & C
23	G-17061	1	Cylinder	A, B & C
24	G-17691	1	Cross Pin-Up Stop	A, B & C
25	G-17701	1	Push Pin-Up Stop	A, B & C
26	G-17911	1	Steel Washer-Ram	A, B & C
27	G-17651	1	Brass Washer-Ram	A, B & C
28	204286	1	Washer-Ram Cup	A, B & C
29	G-16701	1	Screen-Unit	A, B & C
30	201808	1	Rivet-Unit Screen	A, B & C
31	SeeNote1	1	Cup Leather-Ram	A, B & C
32	G-18731	1	Snap Ring-Ram Screen	A, B & C
33	G-18741	1	Screen-Ram	A, B & C
34	203344	1	Nut-Speed Pump Cup	A, B & C
35	SeeNote1	1	Cup Leather-Speed Pump	A, B & C
36	204272	1	Washer-Speed Pump Cup	A, B & C
37	204359	1	Washer-Speed Pump	A, B & C
38	SeeNote1	3	Packing Ring-Speed Pump	A, B & C
39	G-16581	1	Gland Nut-Speed Pump	A, B & C
40	G-17031	2	Pump Link	A, B & C
41	G-16541	1	Pump Pin	A, B & C
42	204444	2	Cotter Pin-Pump Pin	A, B & C
43	G-16571	1	Gland Nut-Pressure Pump	A, B & C
44	SeeNote1	3	Packing Ring-Pressure Pump	A, B & C
45	204301	1	Washer-P. Pump Gland	A, B & C
46	G-17591	1	Piston-Pressure Pump	A, B & C
47	SeeNote1	3	"V" Chevrons-P. Pump	A, B & C
48	G-17581	1	Washer-Pressure Pump	A, B & C
49	212170	1	Nut-Pressure Pump	A, B & C
50	G-17321	1	Plug-By-Pass Valve	A, B & C
51	SeeNote1	1	Gasket-By-Pass Plug	A, B & C
52	G-17121	1	Ferrule-By-Pass Valve	A, B & C
54	G-20481	1	Spring-By-Pass Valve	A, B & C
55	G-17301	1	Valve-By-Pass	A, B & C
56	220052	1	Cage-By-Pass Valve	A, B & C
57	G-16651	3	Pressure Plugs	A, B & C
58	SeeNote1	3	5/16 Valve Ball	A, B & C
59	G-18121	1	Spacer-P. Pump Suction	A, B & C
60	SeeNote1	1	7/32 Valve Ball	A, B & C
61	212874	1	Unit Casting	A, B & C
62	G-18141	1	Suction Spacer-S. Pump	A, B & C
63	201733	1	Expansion Plug	A, B & C
64	WH-231	1	Adj. Nut-Safety Valve	A, B & C
65	WH-1841	1	Spring-Safety Valve	A, B & C
66	WH-2151	1	Adapter-Safety Valve	A, B & C
67	203197	1	3/16 Ball-Safety Valve	A, B & C
68	210311	1	1/8" Pipe Plug	A, B & C
69	G-18011	1	Turning Knob	A, B & C
70	202302	1	Rivet-Knob & Rod	A, B & C

Code No.	Part No.	No. Req.	Description	Used On Series
71	901083*	1	Handle Tube & Grip Assem.	A, B & C
73	G-21071	1	Turning Rod	A, B & C
74	204461	2	Cotter Pin-Plunger Rod Connector	A, B & C
75	901246*	1	Felt Pad Assembly	A, B & C
76	G-20851	1	Rod Connector	A, B & C
77	202285	2	Rivet-Rod Joint	A, B & C
78	G-16861	1	Rod-Univ. Hex.	A, B & C
79	901283*	1	Hex. Tube & Wash. Assem.	A, B & C
80	G-20901	1	Spring-Univ. Retriever	A, B & C
81	209964	2	Lock Washer-Handle Bolt	A, B & C
82	200472	2	Handle Bolts	A, B & C
83	204270	2	Washer-Handle Bolt	A, B & C
84	209964	2	Lock Washer-Handle Bolt	A, B & C
85	203344	2	Hex. Nut-Handle Bolt	A, B & C
86	G-21181	1	Universal Extension Rod	A, B & C
87	G-21051	1	Plunger Rod	A, B & C
88	WH-201	1	Plunger Spring	A, B & C
89	901259*	1	Plunger Rod & Head Assem.	A, B & C
90	G-12331	1	Plunger Head	A, B & C
91	G-2683	1	Handle Socket	A, B & C
92	213704*	1	Univ. Linkage Cpl.	A, B & C
93	901254*	1	Univ. Extension Rod	A, B & C
94	211341	3	Rivet-Univ. Solid End	A, B & C
95	G-16501	2	Solid End Univ. Head	A, B & C
96	901172*	1	Universal Assem.	A, B & C
97	203332	1	Hex Nut-Univ. Bolt	A, B & C
98	201784	1	Lock Washer-Univ. Bolt	A, B & C
99	G-21191	1	Bolt-Solid Univ. End	A, B & C
100	SeeNote3	1	Handle Lock Washer	A, B & Early C
101	SeeNote3	1	Handle Lock Latch	A, B & Early C
102	SeeNote3	1	Handle Lock Post	A, B & Early C
103	SeeNote3	1	Handle Lock Spring	A, B & Early C
104	SeeNote3	1	Handle Lock Bolt	A, B & Early C
105	SeeNote3	1	Bushing-Handle Lock	A, B & Early C
106	211696*	1	Handle Complete	A, B & C
107	G-16821	2	Bushing-Rear Whl. Fork	A, B & C
108	G-16891	2	Retaining Screw-Casters	A, B & C
109	G-18971	2	Axle-Rear Wheel	A, B & C
110	901095*	2	Caster Assembly	A, B & C
111	G-16991	2	Fork-Rear Wheel	A, B & C
112	213106	2	Rear Wheels	A, B & C
113	G-16401	2	Ball Race-Top	A, B & C
114	203231	42	Ball-Rear Wheel	A, B & C
115	G-16461	2	Ball Race-Bottom	A, B & C
116	901096*	2	Caster Brgs.-Rear Wheel	A, B & C
117	202359	2	Rivet-Front Axle	A, B & C
118	G-7982	1	L.H. Parallel Link	A, B & C
119	G-7972	1	R.H. Parallel Link	A, B & C
120	G-17561	1	Pin-Links to Cap	A, B & C
121	G-7722	1	Cap Housing	A, B & C
122	G-17261	1	Pin-Bellcrank to Cap Hous.	A, B & C
123	G-2713	1	Cap	A, B & C
124	202229	8	Rivet-Cover Springs	A, B & C
125	212788*	1	Cover Complete	A, B & C
126	G-18881	4	Cover Spring	A, B & C
127	SeeNote4	1	Cover	A, B & C
128	214701*	1	Hdle. Seg. & Bush. Assembly	A, B & C
130	214699	1	Bush.-Handle Segment	A, B & C
131	901118*	1	R.H. Side Plate	A, B & C
132	901119*	1	L.H. Side Plate	A, B & C
133	SeeNote3	2	Frt. Wheel Roller Assembly	A, B & Early C
134	204326	6	Washer-Front Wheel	Late C
135	G-7732	1	Front Axle	A, B & C
136	204513	2	Cotter Pin-Frt. Axle Collar	A, B & Early C
	204509	4	Cotter Pin-Ram Pin & Ft. Axle	Late C
137	SeeNote3	2	Front Wheel	A, B & Early C
	220856	2	Front Wheel	Late C

(*) Indicates Assembly

Note 1 - Repair kit item. Order RK-121 for Series "A", RK-122 for Series "B" or RK-123 for Series "C". If production series is unknown order URK-124 universal kit for all series.

Note 2 - No longer available. Use current new design parts when replacement of this part is necessary. Code No's. 17, 18, 20-D & 21 shown for Series "C" cover parts needed for conversion.

Note 3 - Handle latch lock removed from all Late Series "C" production.

Note 4 - Order complete assembly - Code 125, Part No. 212788.

Note 5 - Usage discontinued on late production Series "C". Refer to parts specified for Late Series "C" to complete conversion.



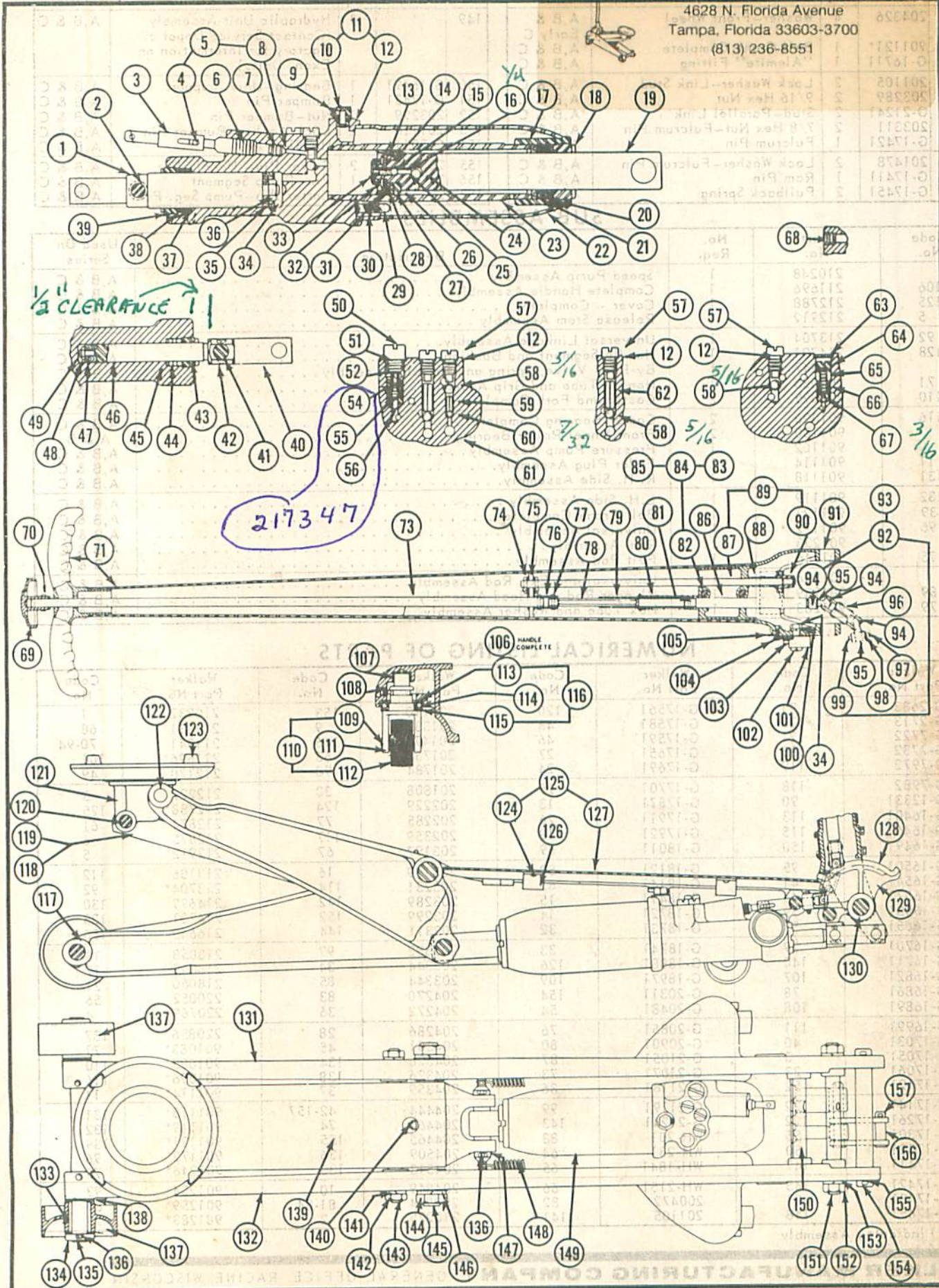
TRI-CITY HYDRAULIC JACK SERVICE

4628 N. Florida Avenue
Tampa, Florida 33603-3700
(813) 236-8551

Order By Part Number, Not Code Number

TRI-CITY HYDRAULIC JACK SERVICE

4628 N. Florida Avenue
Tampa, Florida 33603-3700
(813) 236-8551



JARD

Code No.	Part No.	No. Req.	Description	Used On Series
138	204326	4	Washer—Front Wheel	A,B & Early C
139	901121*	1	Bell Crank Complete	A,B & C
140	G-16711	1	"Alemite" Fitting	A,B & C
141	201105	2	Lock Washer—Link Stud	A,B & C
142	203289	2	9/16 Hex Nut	A,B & C
143	G-21241	2	Stud—Parallel Link	A,B & C
144	203311	2	7/8 Hex Nut—Fulcrum Pin	A,B & C
145	G-17421	1	Fulcrum Pin	A,B & C
146	201478	2	Lock Washer—Fulcrum Pin	A,B & C
147	G-17411	1	Ram Pin	A,B & C
148	G-17451	2	Pullback Spring	A,B & C

Code No.	Part No.	No. Req.	Description	Used On Series
149		1	Hydraulic Unit Assembly (Contact Service Depot or Factory for Information on Exch. Units)	A,B & C
150	G-16491	1	Bearing—Univ. Support	A,B & C
151	G-17431	1	Bumper Pin	A,B & C
152	203299	2	Nut—Bumper Pin	A,B & C
153	201110	2	Lock Washer—Bumper Pin	A,B & C
154	G-20311	1	Handle Pin	A,B & C
155	204465	2	Cotter Pin—Handle Pin	A,B & C
156	216645	1	Pin—Pump Segment	A,B & C
157	204444	2	Cotter Pin—Pump Seg. Pin	A,B & C


SUB ASSEMBLIES

Code No.	Part No.	No. Req.	Description	Used On Series
106	210248	1	Speed Pump Assembly	A,B & C
125	211696	1	Complete Handle Assembly	A,B & C
5	212788	1	Cover—Complete	A,B & C
	212912	1	Release Stem Assembly	A,B & C
92	213704	1	Universal Linkage Assembly	A,B & C
128	214701	1	Handle Segment and Bushing	A,B & C
71	217347	1	By-Pass Valve, Spring and Ferrule Assembly	A,B & C
	901083	1	Handle Tube and Grip Assembly	A,B & C
110	901095	2	Caster and Fork Complete	A,B & C
116	901096	2	Caster Bearing Complete	A,B & C
	901100	2	Front Wheel Roller Bearing	A & B
	901102	1	Pressure Pump Assembly	A,B & C
11	901114	1	Filler Plug Assembly	A,B & C
131	901118	1	R. H. Side Assembly	A,B & C
132	901119	1	L.H. Side Assembly	A,B & C
139	901121	1	Bell Crank Complete	A,B & C
96	901172	1	Universal Assembly	A,B & C
	901233	1	Ram Assembly	A,B & C
75	901246	1	Felt Pad Assembly	A,B & C
89	901254	1	Universal and Ext. Rod Assembly	A,B & C
79	901259	1	Plunger Rod and Head Assembly	A,B & C
	901283	1	Hex Tube and Washer Assembly	A,B & C

NUMERICAL LISTING OF PARTS

Walker Part No.	Code No.	Walker Part No.	Code No.	Walker Part No.	Code No.	Walker Part No.	Code No.
G-2683	91	G-17561	120	201110	153	210232	1
G-2713	123	G-17581	48	201385	9	210311	68
G-7722	121	G-17591	46	201478	146	211341	70-94
G-7732	135	G-17651	27	201733	63	211696*	106
G-7972	119	G-17691	24	201784	98	212170	49
G-7982	118	G-17701	25	201808	30	212227	8
G-12331	90	G-17871	13	202229	124	212788*	125
G-16401	113	G-17911	26	202285	77	212874	61
G-16461	115	G-17921	19	202359	117	212875	6
G-16491	150	G-18011	69	203197	67	212912*	5
G-16501	95	G-18121	59	203199	16	213106	112
G-16541	41	G-18141	62	203231	114	213704*	92
G-16571	43	G-18491	15	203289	142	214699	130
G-16581	39	G-18721	14	203299	152	214701	128
G-16651	57	G-18731	32	203311	144	216645	156
G-16701	29	G-18741	33	203332	97	218058	18
G-16711	140	G-18881	126	203344	34	218059	17
G-16821	107	G-18971	109	203344	85	218060	21
G-16861	78	G-20311	154	204270	83	220052	56
G-16891	108	G-20481	54	204272	36	220769	4
G-16991	111	G-20851	76	204286	28	220856	137
G-17031	40	G-20901	80	204301	45	901083*	71
G-17051	3	G-21051	87	204326	134	901095*	110
G-17061	23	G-21071	73	204326	138	901096*	116
G-17121	52	G-21181	86	204359	37	901114*	11
G-17141	22	G-21191	99	204444	42-157	901118*	131
G-17261	122	G-21241	143	204461	74	901119*	132
G-17301	55	WH-201	88	204465	155	901121*	139
G-17321	50	WH-231	64	204509	136	901172*	96
G-17411	147	WH-1841	65	204513	136	901246*	75
G-17421	145	WH-2151	66	204849	10	901254*	93
G-17431	151	200472	82	209964	81-84	901259*	89
G-17451	148	201105	141	210225	2	901283*	79

(*) Indicates Assembly



TRI-CITY HYDRAULIC JACK SERVICE
 4628 N. Florida Avenue
 Tampa, Florida 33603-3700
 (813) 236-8551