

HYDRAULIC SERVICE JACK

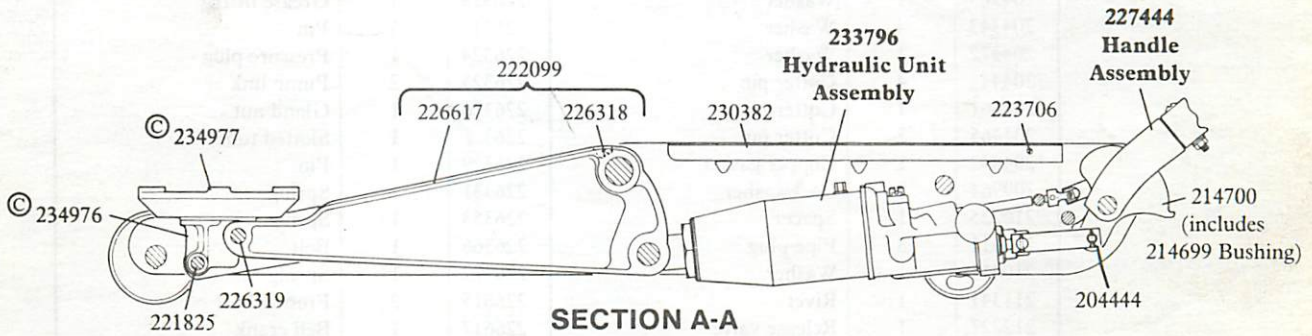
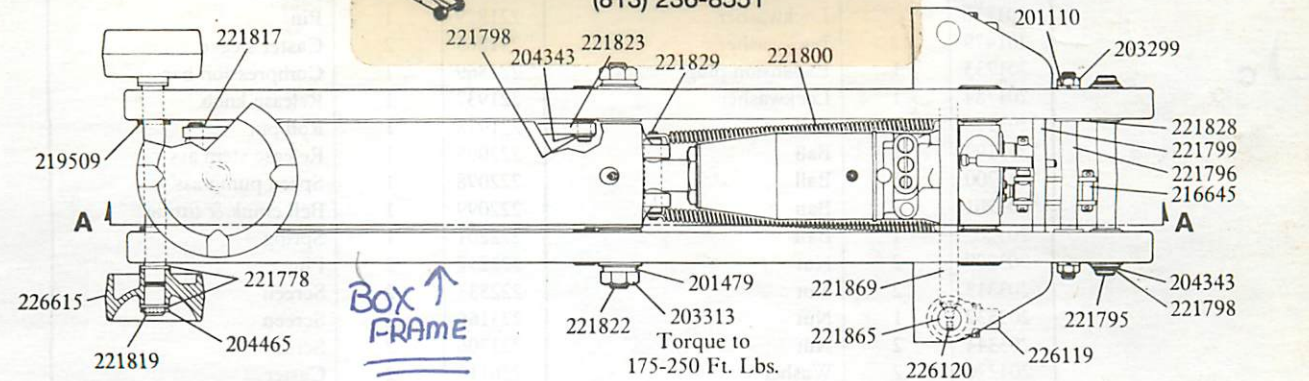
4 TON CAPACITY

Models 91-657 93657, YA657

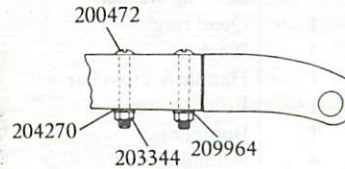
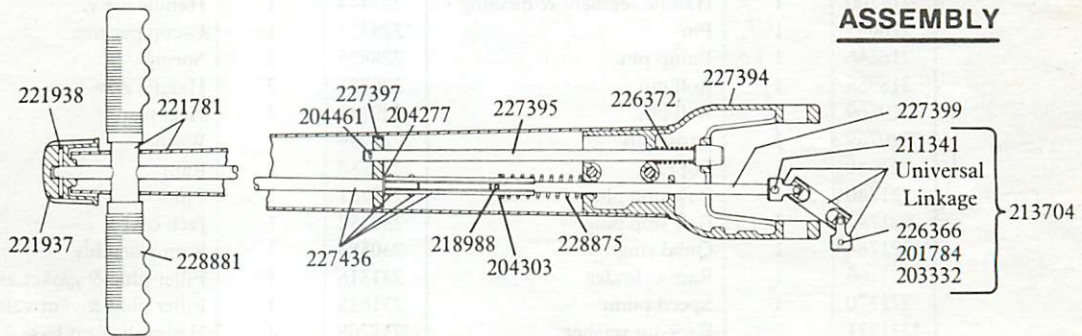
Series "L"

TRI-CITY HYDRAULIC JACK SERVICE

4628 N. Florida Avenue
Tampa, Florida 33603-3700
(813) 236-8551



~~227444~~ 227393
HANDLE ASSEMBLY



MODEL	LABEL KIT NO.	REPAIR KIT NO.
91-657	240174	91-386
93657	240175	240566 23-841
YA657	240176	240566

© Indicates change

LINCOLN

A PENTAIR COMPANY

One Lincoln Way
St. Louis, Missouri 63120-1578
Customer Service, (314) 679-4300

SECTION - **W1**
PAGE - **15A**

93657 "L" 4 TON
SERVICE PARTS

PART	QUAN.	DESCRIPTION	PART	QUAN.	DESCRIPTION
200003	1	Gasket	221825	1	Pin
200472	2	Bolt	221828	2	Washer
201110	2	Lockwasher	221829	1	Pin
201479	2	Lockwasher	221865	2	Caster sleeve
201733	1	Expansion plug	221869	1	Compression bar
201784	1	Lockwasher	221937	1	Release knob
*203198	1	Ball	221938	1	Roll pin
*203199	1	Ball	222095	1	Release stem ass'y.
*203200	1	Ball	222098	1	Speed pump ass'y.
*203201	1	Ball	222099	1	Bell crank & fitting
*203205	1	Ball	222201	1	Spring
203299	2	Nut	222257	2	Plug
203313	2	Nut	222533	2	Screen
203332	1	Nut	223166	1	Screen
203344	2	Nut	223706	2	Screw
204270	2	Washer	226119	2	Caster
204277	1	Washer	226120	2	Set screw
204301	1	Washer	226314	1	Gland nut
204303	1	Washer	226318	1	Grease fitting
204343	4	Washer	226319	1	Pin
204372	1	Washer	226324	1	Pressure plug
204444	4	Cotter pin	226325	2	Pump link
204461	1	Cotter pin	226326	1	Gland nut
204465	2	Cotter pin	226327	1	Slotted tube
*204842	1	Copper gasket	226329	1	Pin
209964	2	Lockwasher	226331	1	Spring
210225	1	Spacer	226353	1	Spring
210311	3	Pipe plug	226366	1	Bolt
210411	1	Washer	226372	1	Spring
211341	1	Rivet	226615	2	Front wheel
212227	1	Release valve	226617	1	Bell crank
*213152	2	Packing ring	227394	1	Handle socket
*213171	2	Packing ring	227395	1	Plunger ass'y.
213704	1	Universal linkage ass'y.	227397	1	Link
*214555	1	O-ring	227399	1	Extension rod
214699	1	Bushing	227436	1	Turning rod ass'y.
214700	1	Handle segment & bushing	227444	1	Handle ass'y.
216645	1	Pin	*228257	1	U-cup packing
216646	1	Pump pin	228875	1	Spring
218988	1	Roll pin	228881	2	Handle grip
219509	2	Roll pin	229748	3	Heel plate
220769	1	Cross pin	229749	1	Washer
221739	1	Poppet	229750	1	Ram
221740	1	Ball stop plug	229751	1	Pin
221742	1	Ball stop plug	230382	1	Jack cover
*221764	1	Quad ring	230583	1	Ram assembly
221766	1	Ram cylinder	231316	1	Filler plug & gasket ass'y.
221770	1	Speed pump	231638	1	Filler plug & vent valve
*221771	1	Back-up washer	231708	1	Hydraulic unit base
*221772	1	Quad ring	231710	1	Oil tank
221778	4	Washer	*232968	1	Back-up washer
221781	1	Handle & cross bar	*232969	1	U-cup packing
221795	1	Fulcrum pin	232970	1	Pressure pump
221796	1	Bumper pin	232971	1	Pressure pump & packing
221798	4	Retaining ring	233796	1	Hydraulic unit ass'y.
221799	1	Bearing	233798	1	Tank nut
221800	2	Spring	233880	1	Tank nut & quad ring
221817	2	Retaining ring	233917	1	Plastic spring
221819	1	Front axle	233921	1	Release stem
221822	1	Fulcrum pin	234976	1	Cap housing
221823	2	Parallel link	234977	1	Lifting cap

TRI-CITY HYDRAULIC JACK SERVICE

Kit 241907

4628 N. Florida Avenue

Tampa, Florida 33603-3700

(813) 236-8551



210225



444

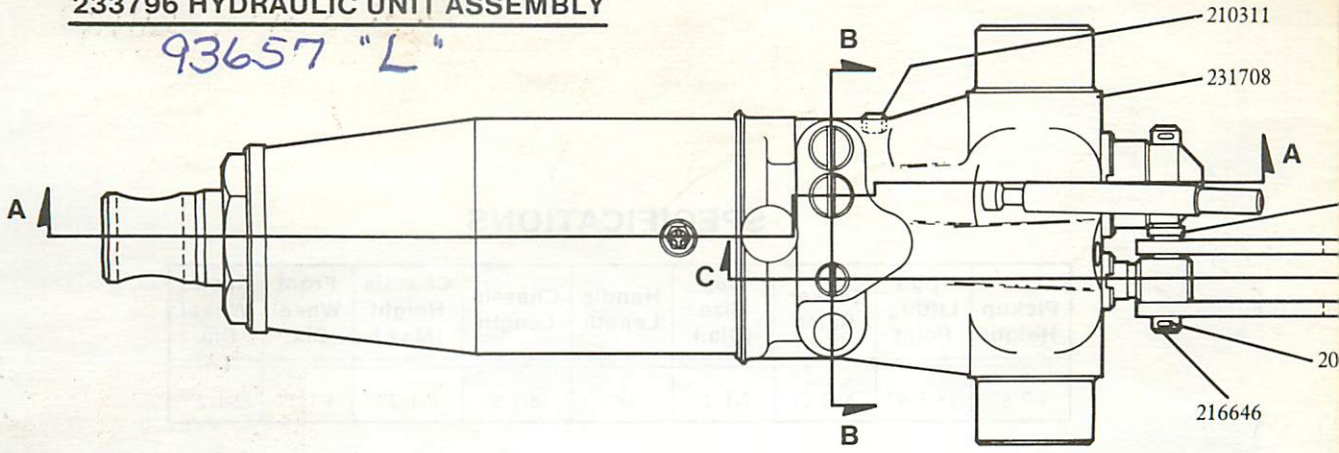
101

226325



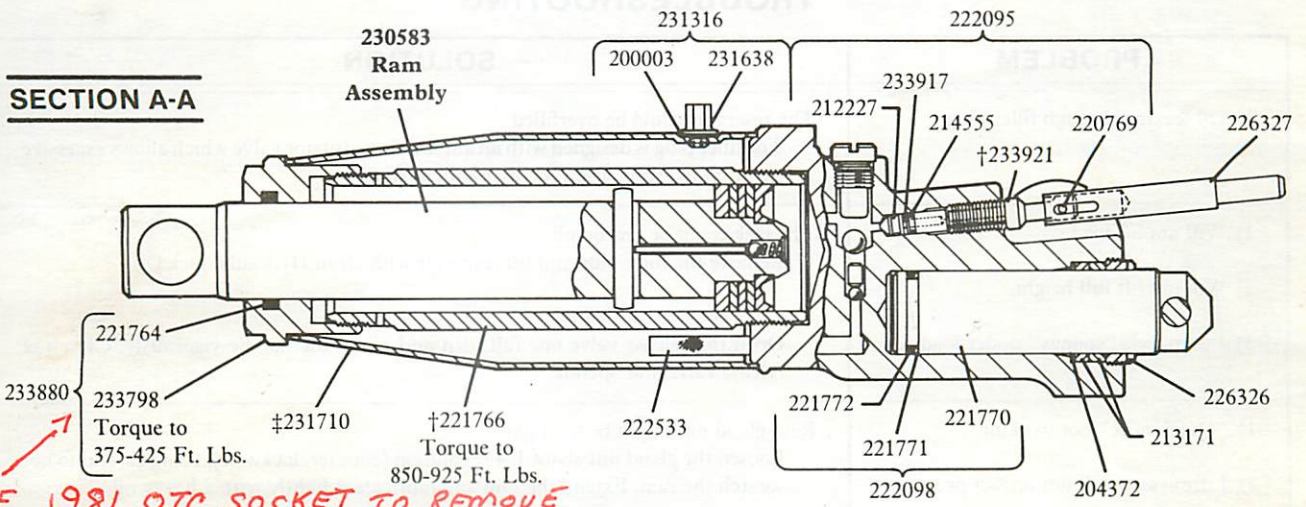
233796 HYDRAULIC UNIT ASSEMBLY

93657 "L"



†NOTE: Apply Never-Seez (or comparable lubricant) to threads before tightening.

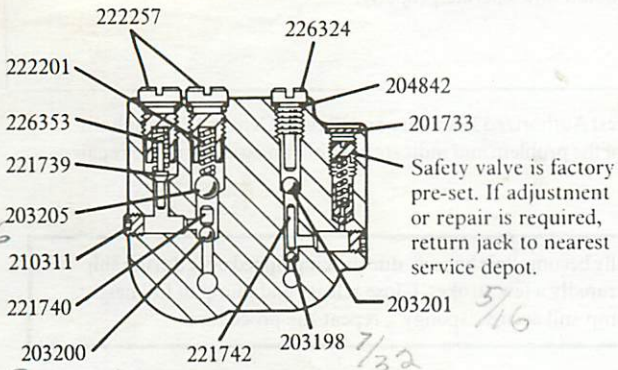
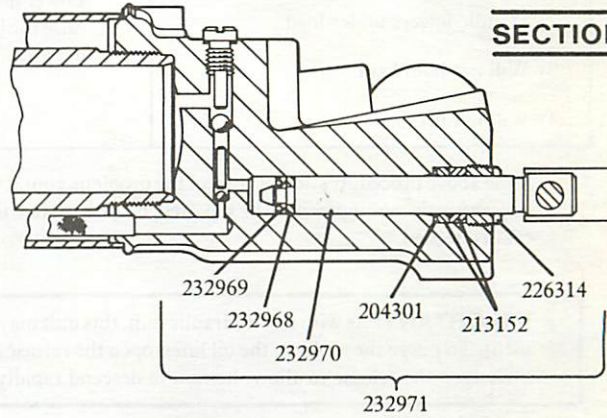
SECTION A-A



USE 1981 OTC SOCKET TO REMOVE CAP NUT

†NOTE: Apply Never-Seez (or comparable lubricant) to both ends and inside diameter of small end of tank before assembling.

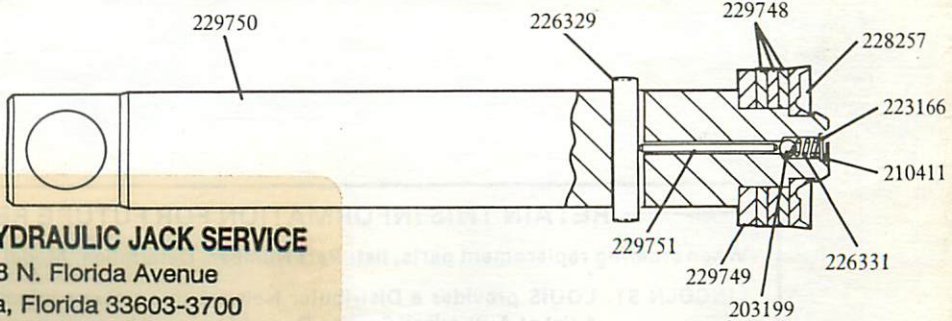
SECTION C-C



Safety valve is factory pre-set. If adjustment or repair is required, return jack to nearest service depot.

SECTION B-B

230583 RAM ASSEMBLY



TRI-CITY HYDRAULIC JACK SERVICE

4628 N. Florida Avenue
Tampa, Florida 33603-3700
(813) 236-8551



SPECIFICATIONS

Low Pickup Height	High Lifting Point	Power Raise	Cap Size (Dia.)	Handle Length	Chassis Length	Chassis Height (Max.)	Front Wheel Dia.	Caster Wheel Dia.
4-7/8"	25-3/8"	20-1/2"	7-1/2"	48"	48-1/4"	7-1/2"	4-1/2"	2-1/2"

TROUBLESHOOTING

PROBLEM	SOLUTION
1) Oil leaking through filler plug.	The reservoir could be overfilled - The filler plug is designed with an automatic ventilator valve which allows excessive air or oil to escape from the hydraulic system.
1) Will not lift load. 2) Will not lift full height. 3) Pump feels "spongy" under load.	The jack could be low on oil - Remove the filler plug and fill reservoir with clean Hydraulic Jack Oil. The jack could be air bound - Open the release valve one full turn and pump the handle vigorously. Close the release valve and operate.
1) "Quick raise" not working. 2) Lifting arm will not retract properly.	Ram gland nut might be too tight - Loosen the gland nut about 1/4 revolution (counterclockwise), being careful to not scratch the ram. Extend the ram and lubricate it lightly with a heavy oil.
1) Handle raises under load. 2) Handle lowers under load. 3) Will not hold load. 4) Will not lift load.	The valves might not be closing - Lower the lifting arm and close the release valve. Place one foot on a front wheel and raise the lifting arm to its full height by hand. Open the release valve to lower the lifting arm. The jack should now operate properly.

If the above procedures do not correct the problem, contact your nearest Authorized Warranty and Service Center. When submitting any jack or equipment to be repaired, be sure to state the nature of the problem and indicate whether an estimate of the repair cost is needed.

IMPORTANT: As with any hydraulic unit, this unit may occasionally become "air bound" due to being tipped over during shipment. To purge the air from the oil lines, open the release and pump rapidly a few strokes. Close release and pump to full height, then open the release to allow the ram to descend rapidly. If the pump still seems "spongy", repeat the procedure.

RETAIN THIS INFORMATION FOR FUTURE REFERENCE

When ordering replacement parts, list: Part Number, Description, Model Number, and Series Letter.

LINCOLN ST. LOUIS provides a Distributor Network that stocks equipment and replacement parts.

A list of Authorized Service Departments will be furnished upon request.