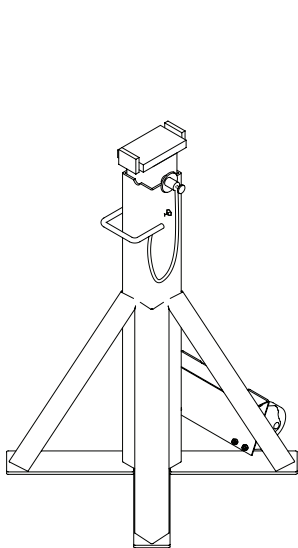




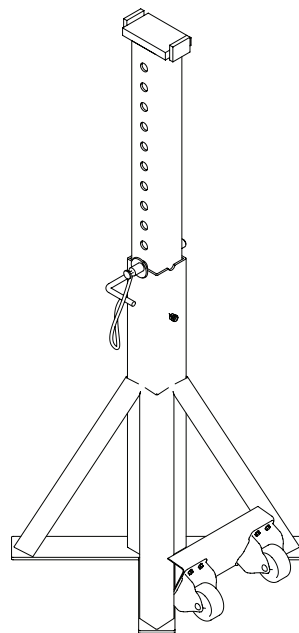
**Made in the
U.S.A.**

Heavy Duty Jack Stands

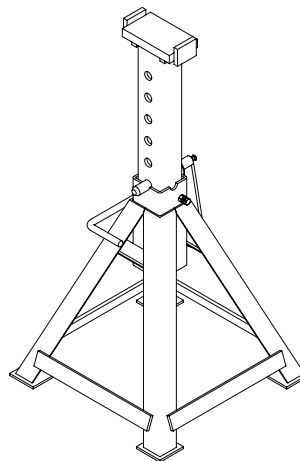
Operating Instructions & Parts Manual



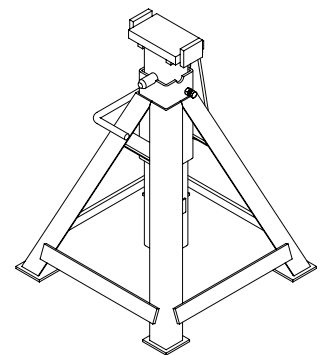
Model Number
HW93511



Capacity per pair
10 Ton



Model Number
HW93512



Capacity per pair
10 Ton



This is the safety alert symbol. It is used to alert you to potential personal injury hazards. Obey all safety messages that follow this symbol to avoid possible injury or death.

ADVERTENCIA

- Leer, comprender, y seguir las instrucciones antes de utilizar el aparato.
- El manual de instrucciones y la información de seguridad deben estar comunicados en lengua del operador antes del uso.
- No seguir estas indicaciones puede causar daños personales o materiales.

WARNING

- Read, understand and follow all instructions provided with and on this device before using.
- Failure to heed these warnings may result in personal injury and/or property damage.

SFA Companies

10939 N. Pomona Ave, Kansas City, MO 64153
customerservices@heinwerner-automotive.com

Read this manual and follow all the Safety Rules and Operating Instructions before using this product.

HW93511-M0 rev 02242010

SAFETY AND GENERAL INFORMATION

Save these instructions. For your safety *read, understand, and follow* the information provided with and on this pair of jack stands before using. The owner and operator of this equipment shall have an understanding of the jack stands and safe operating procedures before attempting to use. The owner and operator shall be aware that use of this product may require special skills and knowledge. Instructions and safety information shall be conveyed in the operator's native language before use of these jack stands is authorized. If any doubt exists as to the safe and proper use of these jack stands, remove from service immediately.

Inspect before each use. Do not use if broken, bent, cracked, or damaged parts (including labels) are noted. Any jack stand that appears damaged in any way, operates abnormally or is missing parts, shall be removed from service immediately. If you suspect that the jack stand was subjected to a shock load (a load dropped suddenly, unexpectedly upon it), immediately discontinue use until the stand has been checked by a factory authorized service center (contact distributor or manufacturer for list of Authorized Service Centers). It is recommended that an annual inspection be done by qualified personnel. Labels and owner's manuals are available from manufacturer.

PRODUCT DESCRIPTION

Hein-Werner Heavy Duty Jack Stands are designed to support rated capacity, partial vehicle loads consisting of one end of a vehicle. Use as a matched pair to support one end of a vehicle only.

⚠ NEVER use automotive jack stands to support both ends or one side of a vehicle!
Use only one (1) pair per vehicle. Rated capacity is per pair only!

SPECIFICATIONS

Model	Capacity	Base Size	Min. Height	Max. Height	Net Weight
HW93511	10 Ton	18" x 18"	30"	52"	144 lbs.
HW93512		16" x 16"	19-1/2"	31-1/2"	44 lbs.

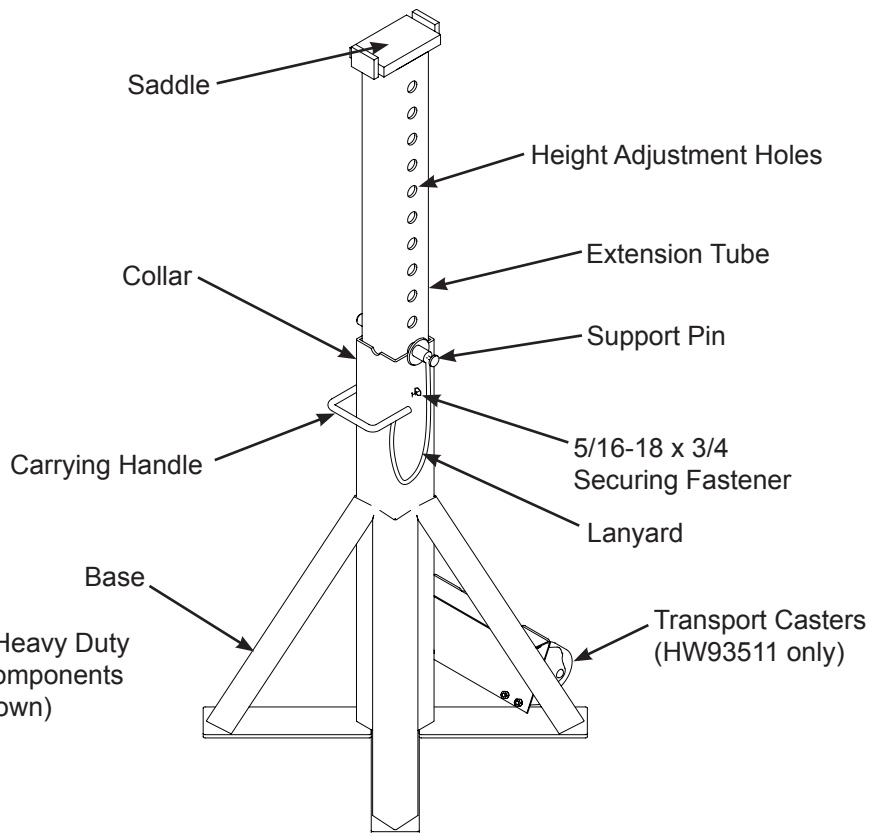


Figure 1 - Hein-Werner Heavy Duty Jack Stand Components (HW93511 shown)



WARNING

- **Rated capacity is PER PAIR! DO NOT** exceed rated capacity.
- Use as a matched pair to support one end of a vehicle only. Use only **ONE (1) PAIR** per vehicle.
- Use only on hard, level surface.
- Center load on saddle.
- Jack stands are not to be used to simultaneously support both ends or one side of a vehicle.
- No alterations shall be made to this device.



WARNING

To avoid **crushing and related injuries**:



NEVER work on, under or around a load supported only by a hydraulic jack. **ALWAYS** use adequately rated jack stands.

PREPARATION

Assembly (refer Fig. 1)

1. Make sure all parts are present. If any part is missing or damaged, do not attempt to assemble, install or operate the product. Contact **Hein-Werner Customer Service (816) 891-6390**.
2. Insert Extension Tube into the Collar and attach securing fastener into hole in Collar to prevent inadvertent removal.

Before Use

1. Verify that the product and the application are compatible, if in doubt call **Hein-Werner Customer Service (816) 891-6390**.
2. Inspect stands before each use. Do not use if there are bent, broken or cracked components noted (including labels). Ensure that all parts move freely.
3. Read the this operator's manual completely and familiarize yourself thoroughly with the product and the hazards associated with its improper use **before** using this product.
4. Always refer to the vehicle owner's or service manual for location of proper lift and support points.

OPERATION



Use only on areas of the vehicle as specified by the vehicle manufacturer. **Use ONLY** on vehicles whose support points are **compatible** with the saddle of the jack stand. **Incompatibility may result in structural damage to the vehicle and/or jack stand. Structural damage to either may result in sudden and unexpected loss of load height!**



Only attachments and/or adapters supplied by the manufacturer shall be used.

1. Change Saddle height by adjusting the Extension Tube, then insert the Support Pin through **both** Adjustment Holes in Extension Tube.
2. Check that Support Pin is securely seated across cutouts in top of Collar before loading. Ensure that Support Pin is inserted completely so that bar stop engages the collar.
3. Carefully position jack stands so that load will be centered on stand's saddle.
4. *Slowly* lower the vehicle onto stands.
5. Check to ensure vehicle is secured before working on, around or under. Use wheel chocks on all unlifted wheels in both directions to prevent inadvertent movement.

To lower load



Be sure that all tools and personnel are clear before lowering load.

1. With suitable jack, raise vehicle clear of stands.
2. Carefully release Support Pin and adjust Extension Tube to lowest position.
3. Carefully remove stands, then lower vehicle with lift device.

MAINTENANCE

To help prevent rust, wipe clean after each use. Do not apply oil or lubricant to ANY portion of this product. Always keep Support Pin with base section and replace Lanyard if necessary.

If rust appears, sand affected area and cover with suitable utility paint. Please note that there is no replacement part applicable to this device.

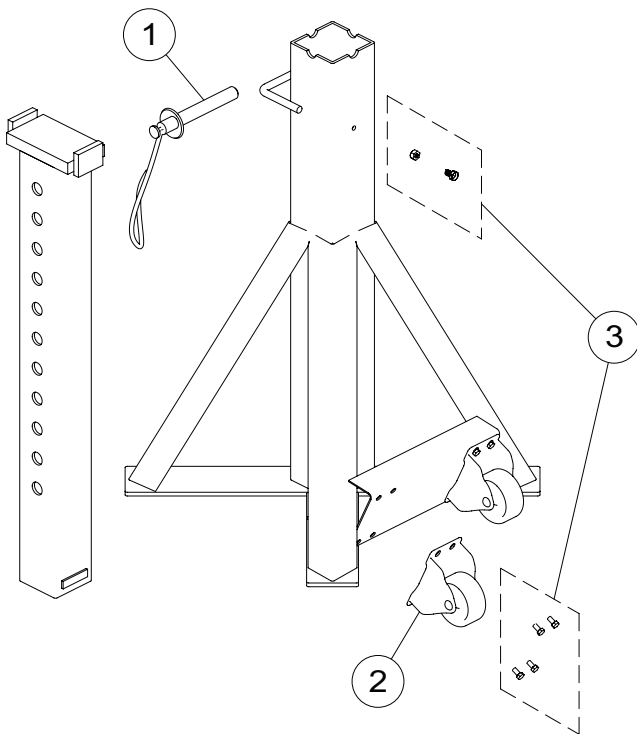
Storage

Store stands in upright position and in a clean, dry area.

REPLACEMENT PARTS

For replacement parts, product labels and owners manual, call or write: Hein-Werner Customer Support, 10939 N. Pomona Ave. Kansas City, MO 64153, U.S.A. Tel: (816) 891-6390 Fax: (816) 891-6599 E-Mail: customerservices@heinwerner-automotive.com

Some components of these jack stands are not available for replacement. Jack stands **must** be replaced as a matched set and must never be used singly or with another make or model stand.



HW93511 REPLACEMENT PARTS

ITEM	PART NO	DESCRIPTION	QTY
1	928254	SUPPORT PIN AND LANYARD	1
2	928253	CASTER	2
3	928256	HARDWARE KIT*	1

*Includes hardware for both casters and securing fasteners.

HW93512 REPLACEMENT PARTS

ITEM	PART NO	DESCRIPTION	QTY
1	928254	SUPPORT PIN AND LANYARD	1

TWO YEAR LIMITED WARRANTY

For a period of two (2) years from date of purchase, **SFA Companies** will repair or replace, at its option, without charge, any of its products, which fails due to a defect in material or workmanship under normal usage. This limited warranty is a consumer's exclusive remedy.

Performance of any obligation under this warranty may be obtained by returning the warranted product, freight prepaid, to **SFA Companies** Warranty Service Department, 10939 N. Pomona Ave., Kansas City, MO 64153.

Except where such limitations and exclusions are specifically prohibited by applicable law, (1) THE CONSUMER'S SOLE AND EXCLUSIVE REMEDY SHALL BE THE REPAIR OR REPLACEMENT OF DEFECTIVE PRODUCTS AS DESCRIBED ABOVE. (2) **SFA Companies** SHALL NOT BE LIABLE FOR ANY CONSEQUENTIAL OR INCIDENTAL DAMAGE OR LOSS WHATSOEVER. (3) ANY IMPLIED WARRANTIES, INCLUDING WITHOUT LIMITATION THE IMPLIED WARRANTIES OF MERCHANTABILITY AND FITNESS FOR A PARTICULAR PURPOSE, SHALL BE LIMITED TO TWO YEARS, OTHERWISE THE REPAIR, REPLACEMENT OR REFUND AS PROVIDED UNDER THIS EXPRESS LIMITED WARRANTY IS THE EXCLUSIVE REMEDY OF THE CONSUMER, AND IS PROVIDED IN LIEU OF ALL OTHER WARRANTIES, EXPRESS OR IMPLIED. (4) ANY MODIFICATION, ALTERATION, ABUSE, UNAUTHORIZED SERVICE OR ORNAMENTAL DESIGN VOIDS THIS WARRANTY AND IS NOT COVERED BY THIS WARRANTY.

Some states do not allow limitations on how long an implied warranty lasts, so the above limitation may not apply to you. Some states do not allow the exclusion or limitation of incidental or consequential damages, so the above limitation or exclusion may not apply to you. This warranty gives you specific legal rights, and you may also have other rights, which vary from state to state.



SFA Companies
 10939 N. Pomona Ave. Kansas City, MO 64153
 816-891-6390
 customerservices@heinwerner-automotive.com